

STRATA® Event Staging and Tent Floor Accessories

STRATA Event Staging and Tent Floor is an effective, flexible flooring solution that substantially reduces the construction cost for large tent floors and special event staging. It is an innovative system of modular decks and aluminum beams that assembles into three types of flooring. Assembly is fast and very simple.

Storage of components requires a minimal amount of space. Transportation to event sites is easy. STRATA is flexible in that the three floor types interconnect and can be set up in any geometric shape. Other than cleaning and inspecting for mechanical integrity, no maintenance is required. STRATA components can be restocked for reuse for future events.

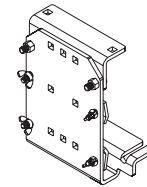
- Ten-year warranty on all STRATA Event Staging and Tent Floor accessories

Intended Use

- STRATA Event Staging and Tent Floor Accessories are intended to be set up inside or outside in fair weather conditions.
- STRATA Accessories can be stored inside or outside and resist the effects of weather and salty environments.
- STRATA Event Staging and Tent Floor Accessories are intended to be used with other STRATA Event Staging and Tent Floor components.

Rail Plate Assembly

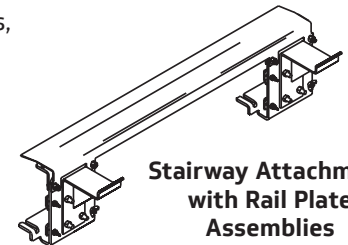
- The rail plate assembly is a bracket used to attach guardrails, stairways, or other items to the side of a main beam or a spanner beam
- Made from 1/4" (6 mm) formed steel plate with a powder-coat paint finish
- Shipped ready-to-assemble in pairs



Rail Plate Assembly

Stairway Attachment Assembly

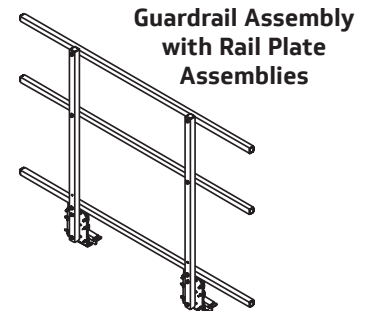
- The stairway attachment assembly is a bracket assembly, used with two rail plate assemblies, that connects a stairway to the side of a main beam
- Made from 10-gauge and 3/16" (5 mm) formed and welded steel plate with a powder-coat paint finish
- Shipped ready-to-assemble (kit does not include rail plate assemblies)



Stairway Attachment with Rail Plate Assemblies

Guardrail Assembly

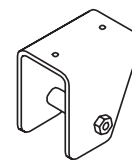
- The guardrail assembly, used with two rail plates assemblies, attaches to main beams
- Guardrail assemblies are available in three lengths: 4' (1219 mm), 6' (1829 mm), and 8' (2438 mm)
- Components consist of two uprights, 1-1/4" (32 mm) 14-gauge square steel tube with a powder-coat paint finish and three cross rails, 1" (25 mm) 16-gauge square steel tube with a powder-coat paint finish
- Shipped ready-to-assemble (kit includes a pair of rail plate assemblies)



Guardrail Assembly with Rail Plate Assemblies

Beam Link Assembly

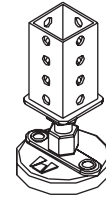
- The beam link assembly is a bracket that connects a beam cap to a main beam (to create a ramp or connect a lay-down floor to a leveled floor)
- Made from 1/4" (6 mm) formed steel plate with a powder-coat paint finish
- Shipped ready-to-use in pairs



Beam Link Assembly

Articulating Leveling Foot

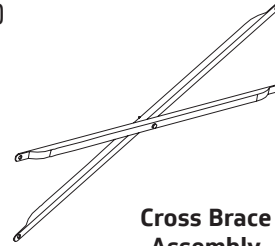
- The articulating leveling foot attaches to leveled floor telescoping legs and allows precise leveling of the leveled floors
- The foot has a glass-filled nylon pad and ball and stud swivel that accommodates ground slopes up to 15-degrees; the foot stud connects to a 1/4" (6 mm) steel plate welded to a 2" (51 mm) square galvanized steel perforated tube
- The foot has a load capacity of 8,000 lb (35.6 kN) and an adjustment range of 1" (25 mm)
- Shipped ready-to-use



Articulating Leveling Foot

Cross Bracing

- Cross bracing provides stability to leveled floors higher than 48" (1.22 m)
- Made from 1" (25 mm) diameter 15-gauge galvanized steel tube
- Shipped ready-to-use
- Single 3' (914 mm) kit
- Ten Pack 3' (914 mm)
- Single 4' (1219 mm) kit
- Ten Pack 4' (1219 mm)



Cross Brace Assembly

Indoor Beam Cart Specifications

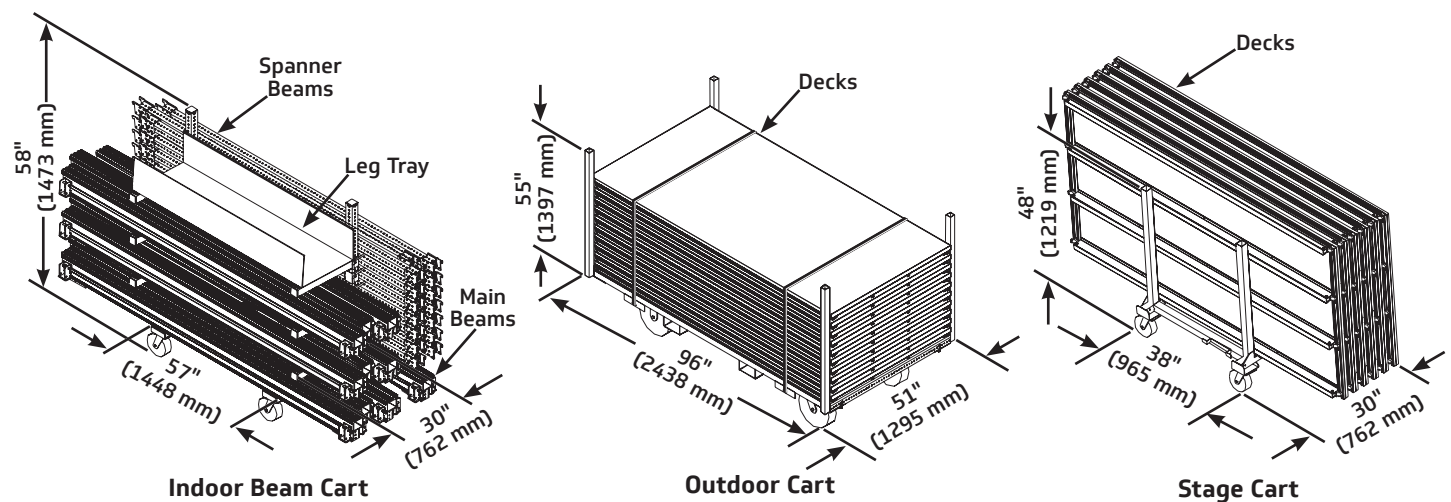
- Supports an evenly distributed maximum load of 2600 lb (1179 kg)
- Transports the main beams and telescoping legs
- Overall dimensions (unloaded): 30" wide x 57" deep x 58" high (762 x 1448 x 1473 mm)

Outdoor Cart Specifications

- Supports an evenly distributed maximum load of 1200 lb (544 kg)
- Can be used to transport decks, beams or miscellaneous hardware
- Overall dimensions (unloaded): 51" wide x 96" deep x 55" high (1295 x 2438 x 1397 mm)

Stage Cart Specifications

- Transports up to six STRATA decks
- For indoor use
- Overall dimensions (unloaded): 30" wide x 38" deep x 48" high (762 x 965 x 1219 mm)



Wenger

JRCLANCY

GEARBOSS

© 2024 Wenger Corporation
USA/2024-04

Minnesota Location

Wenger Phone 800.4WENGER (493-6437) Wenger Worldwide +1.507.455.4100 | Parts & Service 800.887.7145 | wengercorp.com
GearBoss Phone 800.493.6437 | gearboss.com
555 Park Drive, PO Box 448 | Owatonna | MN 55060

New York Location

J.R. Clancy Phone 800.836.1885 JR Clancy Worldwide +1.315.451.3440 | jrclancy.com | 7041 Interstate Island Road | Syracuse | NY 13209